



## F-U-N happens all year long at Tumalo State Park

**N**ow that you're back in school, are you already daydreaming of your next camping vacation? If you're wondering where your family and friends could go next, try Tumalo State Park where fun is FUN-omenol. F-U-N here at this park, just one mile west of Bend, stands for **F**riendly Folks, **U**nlimited Adventures and **N**ature All-Around You.

Summer brings water activities like swimming and inner tubing down the Deschutes River or fishing for that big, beautiful rainbow trout you've been after. Or, you can ride your bike on nearby trails, or just stay in the campground and play on the swingset. On summer weekends, you can go to a Junior Ranger program.

Here's just a sampling of what Junior Rangers can do while visiting Tumalo:

- Use your detective skills to find hidden treasures;
- Play *Nature Bingo* or *Oregon Trail Trivia*;
- Design your own boat out of natural materials and race it against your friends' boats;
- See who can build the most creative desert animal;
- Go on a nature hike along the river with your family. Or go to an evening program to learn about stars, wildfires, and high desert plants and animals.

In winter, there are snowmen to build and all kinds of winter activities like skiing, snowboarding and snowshoeing on nearby trails. After a day on the trails or slopes, you can return to a warm and toasty

yurt to snooze the night away in your cozy sleeping bag.

What about J.R. Beaver? Can you find J.R. soaking up the central Oregon sunshine at this year-round park? You bet! After all, the Deschutes River just happens to be one of J.R.'s very favorite places to hang out. When he's not out on the road visiting new parks and meeting Junior Rangers like you, J.R. loves to do all the typical things that other beavers do to have fun on a river, like building dams and lodges out of mud, logs, branches and stones. He knows that even in wintertime, the hidden rooms of his lodge provide a warm, safe place to call home.

### **So ... what are you waiting for?**

J.R. Beaver, the park rangers and camp hosts at Tumalo State Park are looking forward to your visit.

### Table of Contents

Winter Fun Activities . . . pg. 2

Junior Rangers  
at Work . . . . . pg. 2

My Life,  
Chapter 10 . . . . . pg. 3

'Bad Bob' . . . . . pg. 4

Projects & Games . . . pg. 4-5

Letters to J.R. . . . . pg. 7

Rules of the Road. . . . . pg. 8



Tumalo State Park sometimes turns into an outdoor school with classes led by state park rangers. The water you see is the Deschutes River.

## Winter Fun for Kids and Families

**Whale Watch Training - Volunteer to Help Oregon Coast Visitors Experience the Thrill of Seeing their First Whale!**  
(3 sessions available)

Nov 17-18, 2007 at OSU Hatfield Marine Science Center, Newport

January 26-27, 2008 at the Brookings Chetco Senior Center, Brookings

February 16-17, 2008 at the Lewis & Clark Interpretive Center, Ilwaco, WA

For more information and for registration materials, go to: [www.oregon.gov/OPRD/PARKS/WhaleWatchingCenter/docs/whale\\_watching\\_volunteers.pdf](http://www.oregon.gov/OPRD/PARKS/WhaleWatchingCenter/docs/whale_watching_volunteers.pdf)

**Winter Whale Watch Week**  
is scheduled for Dec. 26-Jan. 1.



**Spring Whale Watch Week**  
is scheduled for March 22 - 29.

Visit [www.whalespoken.org](http://www.whalespoken.org) for more information.

### Shore Acres Holiday Lights

Nov 22 -Dec 31, 2007 at Shore Acres State Park. 4 p.m.-10 p.m. Experience more than a quarter million colored lights on display! Garden House is open with cookies, hot cider, punch and coffee.

### Champoeg Holiday Gathering

Dec 1, 2007 at Champoeg State Heritage Area. 1-4 p.m. Make your own cedar swags, pomander, garlands and ornaments! Decorate holiday cookies and play old-time children's games. Holiday music and quilt raffle.

### Detroit Lake Visitor Center Holiday Sale

Dec 3-7, 2007 at Detroit Lake State Recreation Area. Come visit one of your favorite parks during winter and play in the snow! Stop in at the Visitor Center for hot drinks, refreshments, discounted merchandise, and daily prize drawings.

### Silver Falls Christmas Festival

Dec 8- 9, 2007 at Silver Falls State Park. 11 a.m. - 4 p.m. Make a wreath, gingerbread house, cards and ornaments for your tree! Learn how the park changes during the winter. Enjoy storytelling for kids and music from the RoundHouse Band.

## This Junior Ranger Gets Around!

By Carol Worrall, Ranger Aide,  
Champoeg State Heritage Area

Criss Carlson from Auburn, Washington has done a lot of traveling. The young lady arrived at my Junior Ranger program wearing a vest full of badges and patches from all over the United States.



What a treat it is to see where Criss has been! She has badges and patches from state and national parks, monuments, wildlife refuges and Bureau of Land Management sites. Some of her collection come from the states of Washington, Texas, California, Utah and Oregon, and from parks such as Yellowstone and Jamestown, Virginia.

Criss has been participating in Junior Ranger programs since she was very young. At first, she was too young to write. She would search to find the answers to nature and history questions then ask her mom and dad to write in the answers. Her parents also enjoy her interest in parks because they find out more about the places they visit than they would otherwise. When Criss visited Champoeg, she had already completed the Junior Ranger program. In fact, she had the patch sewn smack in the middle of the back of her vest.

After Criss finished at Champoeg, she headed to the McLoughlin House in Oregon City to continue working toward a Northwest Explorer patch. It was a pleasure to meet Criss, and to know what an inspiration she can be for other Junior Rangers.



Wow! Junior Rangers Blaine and Caitlin found two agates on the beach at South Beach State Park after Cameron, the park's naturalist, gave a great talk about rocks. Cameron says the agate Caitlin found is the largest piece he's ever seen at the park!

“H mmmm, I wonder what I’ll find in the woods for breakfast this morning,” J.R. thought to himself as he woke up stretching and rubbing his belly. “I guess I’m going to have to go on a scouting outing and figure it out. I don’t think I can wait!” he said, his stomach rumbling with hunger.

“You’re ALWAYS thinking about food, J.R.!” a voice boomed, right next to J.R., J.R. jumped. He had entirely forgotten that his cousin, Boomscooter, was still with him on their trek to see Oregon’s newest state park, Stub Stewart.


J.R. turned away for a moment, then decidedly thumped Boomscooter on the back with his thick, strong beaver tail. “Don’t scare me like that, Scoot-face!” J.R. exclaimed. “You nearly made me jump clean out of my beaver fur!”

Boomscooter thought that was very, very funny. In fact, picturing J.R. out here in the forest shivering without any fur was such a hoot, he roared with laughter.

“It’s not so funny, Mr. Scooter the Hooter! You sound like a wounded owl!” JR cried out. The two wrestled around in the mud until they were both laughing so hard their sides hurt.

“What should we do today?” J.R. puffed, trying to catch his breath.

“Oh... well...” Boomscooter shuffled, his eyes downcast, his paws marking the patch of mud they had rolled around in. “Well, I’m afraid Ma Beaver has called me home. She allowed me to visit you for the weekend, but I have to go back to school and help with the chores. Remember Beatrice, Bailey and Barry, my younger beaver sisters and brother? They’re too young to be much help. They just romp around her feet in circles and drive her



crazy. I wish I could stay with you and live the life of a world-traveled beaver. You just don’t know how lucky you are, J.R!”

### Lucky Beaver

At this last remark, J.R. made a humble realization. He did have a mighty fine life as Oregon State Park’s mascot. He did get to spend much of his time on the road seeing new incredible sights and doing new exciting things. It’s not that he took this for granted. Maybe he just needed a reminder every now and then. It’s just that sometimes it got a little lonely on the road. Having a few younger sisters and brothers running around his paws didn’t sound so bad.

“C’mon... Snap out of it!” J.R. reminded himself. After all, his sisters and brothers were all the Oregon Junior Rangers out there – he had way more than he could count! At this thought, a huge smile took over J.R.’s furry face. He distractedly said his goodbyes to Boomscooter and they promised to visit together again real soon.



“I’m still hungry!” J.R. remembered, his stomach now growling louder than ever. Making a wild leap towards a clump of nearby willow and alder trees, he chomped noisily on the bark and feasted on some wild onion roots. J.R.’s quick meal made him feel much better. Now that his hunger was satisfied, he could think clearly about his next state park stop.

Just then, out of nowhere, a group of giggling children appeared, looking as if they were trying to be quiet, but having a difficult time at it. In their concentration, they didn’t see J.R. standing there and almost knocked him over.

“Wait up!” cried a husky, blonde boy of about 10, breaking the quiet of the forest. Huffing and puffing, he was trailing behind the rest of the group. “Wait! Wait! I know where she is!”

“Whooaah! Hold on a minute!” J.R. shouted, trying to find out what all the excitement was about. “What’s happening? Where is everyone going?” he asked. At that, the kids slowed down and stopped in their people tracks a little ways down the trail. As the boy was about to answer, a young woman came stumbling out a clump of trees. She had dirt streaked on her clothing and sticks and leaves in her hair.

“I’ll tell you what happened,” she warned, with a twinkle in her eye. “We were playing hide and seek and I found a secret spot near the marsh. I heard kids all around looking for me, but I guess they gave up and found something else to do! Hmmmppph!”

**My Life,  
Continued on pg. 6**

# Winter Art Project: Making Crystal Snowflakes

**NOTE: Adults must supervise this project.**

Materials: pipe cleaners, thread, wool yarn, water, borax, container, pencil or stick.

1. Create snowflake shapes from pipe cleaners. Here's how to make some different shapes:
  - a. Cut one pipe cleaner into three equal pieces and twist them together in the center.
  - b. Do the same thing as above, then tie a piece of thread or wool yarn around each arm to create a circle.
  - c. Take two pipe cleaners and twist them together in the center. Bend the pieces to create square or rectangular sections of the snowflake.
  - d. Take one pipe cleaner and twirl it into a spiral shape.
2. Choose a sturdy, non-meltable container that is wide and deep

enough to allow the snowflakes to float freely. Find a pencil or stick that can sit across the top of the container. Use thread to tie the snowflakes to the stick. Remember, the thread should be long enough so that when the stick is in place, the snowflakes will be floating.

3. Have an adult heat some water to boiling, then pour it into the container. For every 1 cup of boiling water, add 3 tbsps. of borax. Stir until the borax dissolves. If all the borax dissolves, keep adding more until there is a bit left that is not dissolved.
4. Place the stick over the container so that your snowflakes dangle down and float in the borax solution. Try to arrange them so that they don't touch each other or the bottom of the container. Leave them overnight to let the crystals form.

5. Wake up the next morning to see what happened! Cut the threads close to the pencil so that you have enough length to tie them. Then decorate by hanging your snowflake crystals in your windows, from your light fixtures, or in your Christmas tree!

## Hints for Colorful Snowflakes:

Try using colored pipe cleaners! Or you can try adding food coloring to the solution to create colorful snowflakes. Blue is a good color for winter.

## Notes:

- Borax is a mineral that is commonly sold as a laundry additive. *20 Mule Team Borax* is one brand found in the laundry section at a grocery store. Do not use Boraxo or any laundry soap with borax added.
- Borax is a chemical and must be handled with care. Never leave it where young children can get to it. Don't leave the crystal solution where children or pets could accidentally drink it.
- Use in well ventilated area.
- Sugar or salt can be used instead of borax, but it may take a bit longer to grow crystals.

*adapted with permission from Anne Helmenstine, About Chemistry; <http://chemistry.about.com>*

## Can you help make 'Bad Bob' a better camper?

If you happened to stay at Joseph Stewart state park campground this summer, you might have met a fellow camper known as "Bad Bob."\*

Why is this Bob bad, you wonder? Well, it seems that "Bad Bob" doesn't know anything about what it means to be a good camper. For example, he:

- 1) Parks on the grass;
- 2) Thinks he can camp wherever he wants within the park boundaries;
- 3) Builds his campfire wherever he wants to, and even uses gas to start it;
- 4) Brings a box of fireworks with him and leaves it near the fire ring;

- 5) Cuts branches out of the nearby trees for firewood;
- 6) Doesn't seem to care at all about the park's appearance, because he throws litter on the ground and doesn't even look for the park's recycle bins;
- 7) Plays his stereo loudly at all hours of the day and night;
- 8) Leaves his food and dishes out on the picnic table and in his tent.


See what we mean? We think as a Junior Ranger, you can help straighten out "Bad Bob" and help him see how he could do things differently. Talk to your parents about what "Bad Bob" could do to



be a better camper and share your ideas in a letter to JR. Maybe together we can turn "Bad Bob" into "Really Right-on Robert."

*\*NOTE: "Bad Bob" is really a campground host doing his best job at acting. He plays the "Bad Bob" role for the Junior Ranger program so that kids can show how much they know about good and bad camping behavior. The kids catch him every time! What changes could "Bad Bob" make to help everyone around him have a good time?*

# Wintertime Crossword Puzzle



## ACROSS

2. Bears do this in the winter to save energy
3. The feeling of cold air on your face
4. \_\_\_\_\_ the Snowman
6. If you celebrate Christmas, decorate your house and tree with these
9. You can build this with three cold balls and a carrot!
11. Favorite holiday \_\_\_\_\_ fills the air
12. Help your parents \_\_\_\_\_ the house to make it look festive
13. Raging weather that may bring rain or snow
14. A crackling \_\_\_\_\_ in the woodstove provides a cozy atmosphere
15. Log home to warm up in after outdoor winter activities

## DOWN

1. You wear these on your hands to keep them warm!
2. A winter vacation break from school
5. Travelling fast down a snowy mountain slope
7. "Surfing" on the snow
8. Houses and men are made of this type of cookie
10. A time for \_\_\_\_\_ and friends to share memories

9. Snowman	15. Cabin
6. Lights	14. Fire
4. Frosty	13. Storm
3. Chill	12. Decorate
2. Hibernates	11. Music
ACROSS:	DOWN:
7. Snowboarding	1. Mittens
8. Gingerbread	2. Holiday
10. Families	5. Sledding

## My Life, Continued from pg. 3

she exclaimed, brushing the twigs from her hair. She smiled wryly, J.R. and the kids all realized she wasn't the least bit angry. She was teasing them and having just as much fun as they were.

"Let's skip to the big meadow tree stump!" she cried suddenly. "We'll eat lunch and plan the rest of our day," the woman shouted, and off she skipped. The kids followed, skipping and laughing in her tracks.

The boy glanced back at J.R. and asked, "Want to come along? Hey! What's your name anyways?"

"Sure thing! I'm ready! I thought you'd never ask! And, oh... it's J.R. Beaver! J.R.'s my name!" J.R. declared with excitement. He got completely swept up in this fun group of kids playing in the woods and found himself admiring the young woman who seemed to be enjoying herself as much as a big kid. He wondered what else the group had planned. Would they let him tag along?

### J.R. Joins In

The group of laughing, singing, skipping kids arrived at one of the largest tree stumps J.R. had ever seen and he'd seen a lot of them. Inviting J.R. join them, they circled the stump holding hands to see if they could make a complete ring around it. Sure enough, they did it, but just barely. Linda, the young woman who was the group's leader, reminded them about the work of early loggers in this forest. She asked each child to recall something they learned from Ranger Heather's hike the day before.

After each had taken a turn, Linda told the group she had a big surprise for them. Since learning about the historic path called the Oregon Trail

which thousands of pioneer families followed to the Oregon territory, the kids and their parents couldn't stop talking about it! Linda told them there were other pioneer trails to explore. She said one, called the Applegate Trail, was in Southern Oregon. They could get there by taking Interstate 5 and stay at a few of Oregon's state parks along the way!

"Hoorah!" the kids all screamed and shouted at once.

"That's going to be one amazing walk back in time!" a little curly red-headed girl exclaimed. "When do we go?" The kids all echoed her, shouting and jumping up and down with excitement.

### Travel Plans

"Well, we're not walking, we're driving!" As Linda started describing the plan she had already worked out with the kids' parents, J.R.'s mind started to drift. This group of kids was so much fun to be around. They loved to learn, like him. They loved the outdoors, to run and jump and play, like him. They were hikers and true explorers at heart, like him. In fact, in so many ways they were just like him. But, a little sliver of sadness crept into his thoughts as he realized he was different. He was a beaver after all, and maybe they didn't think he belonged. He'd feel more lonely than ever if they didn't invite him.

The kids quickly finished their lunches and, when Linda let them return to the bus, they scrambled to their feet, gathering their backpacks, water bottles, jackets and lunch bags. Soon everyone was back on the last section of the hill trail, heading towards the parking lot and out of J.R.'s sight. J.R. was left alone in the suddenly quiet meadow, deep in his own troubled thoughts. Turning slowly, he was about to head back to his forest campsite when he heard a distant voice.

"Well, come on, J.R.!" Bill, the blonde boy J.R. had befriended earlier called from beyond the trees. "What are you waiting for?"

J.R. lifted his eyes and looked up hopefully. As he did, Linda's tousled head of twigs and leaves appeared.

"Yes, Mr. J.R. Beaver," she added. "We hear you are the master explorer...we couldn't possibly make this trip without you!" At that, she winked and laughed again, even louder this time. "The bus is about to leave and you'd better be on it!" she ordered, tossing her arm around the boys' shoulders, swinging them both around.

J.R. grinned as big and wide as could be. "You bet!" he called. "That bus doesn't move an inch without me." And, J.R. raced through the meadow and up the hill trail after them.

## Where will J.R.'s travel adventures take him next?

Look at the map of Oregon on the State Parks website at: [www.oregonstateparks.org/searchpark.php](http://www.oregonstateparks.org/searchpark.php) Find some parks along or near I-5 where you think J.R. might like to visit next. Why do you think your park is the best one for him to visit? What are some of YOUR favorite activities there?

Write a letter to J.R. with your suggestions. You just never know what may happen!

Send letters to: J.R. Beaver  
725 Summer St. NE, Ste C  
Salem, OR 97301-1271

Dear J.R.,  
I really like bike riding. Can you tell me where I can go bike riding? One time I went off a big ramp and it was fun.  
From, Thomas

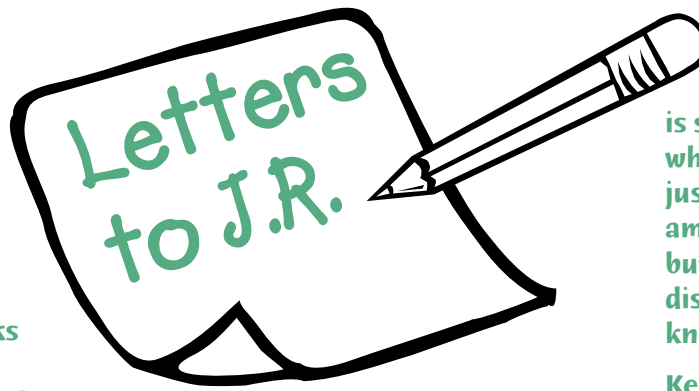
**Dear Thomas,  
Bike riding in our state parks is one of my very favorite activities. Glad you like it too! I love the trails at Fort Stevens and South Beach because there are so many families out riding and you can ride right up to the beach! (Since I've discovered the ocean, I just can't get enough!)**

**Many of our parks and communities have great bike riding trails. Go for an outing with your family to try out part of the new 130-mile long Willamette Valley Scenic Bikeway. From its northern point at Champoege park, it travels through the heart of the valley and along the Willamette River all the way to Eugene. Beautiful! To order a map and a brochure or for more information, see the Oregon State Parks website and click on the Bikeways link.**

**Safe and Happy Riding!  
J.R.**

P.S. Be sure to enter my 2008 Bike Safety Poster Contest. See details in this newsletter!

Dear J.R.,  
I would like to know what I can do to help the environment, because once I saw people drop their stuff on the floor without even caring. It made me ANGRY!  
I want to go to a State Park to help clean up. Which State Park do you think needs to be cleaned the most?  
From, Michael



**Hi Michael-  
I admire your dedication to the Junior Ranger pledge to help keep our parks clean. Aren't Oregon's Junior Rangers the best? I'm so proud to be your mascot!**

**Hmmm... your question about which park needs your help the most is making me think hard. Wow, that's a tough question. It all depends upon your perspective; you know, how you see the world and what you care most about. That's different for each of us.**

**So, I'd have to say that any park in your neighborhood, or just any park you happen to visit could use someone with a caring heart like you. Just think how beautiful our parks would look if every person cared as much as you do. Even just a little help makes a BIG difference.**

**You're terrific!  
J.R.**

Dear J.R.  
I really love nature. I especially like birds and flowers. I watch birds from my window with binoculars, and love to see them at our bird feeder. I want to go to Nehalem Park to ride a horse. I love you.  
I love Nature!  
Love, Eli - Age 6

**Howdy Eli,  
Ahhhhh, nature ... my good friend. Without nature, where would our homes be? Where would we get our food and water? Where would we renew our spirits? When I look at a fabulous sunset, play in the sand and dirt until dark, or frolic in my favorite clean swimming hole, I'm filled with**

**such joy and am so happy to be alive. The natural world is so awe-inspiring to me. Know what I mean? I realize that I'm just one small beaver in this amazingly large pond of life, but I want to keep traveling and discovering to learn all there is to know. Want to join me?**

**Keep up the bird-watching and nature-loving. You WON'T be disappointed.**

**J.R.**

Dear J.R. Beaver,  
Sunset Bay park is where I became a Junior Ranger. Don't you love Sunset? I get Beaver Tracks and I think that Moose is Loose State Park is really funny!  
P.S. How is Boomscooter doing?  
Ttfnjrb (ta ta for now, J.R. Beaver)  
Your friend, Caleb  
P.P.S. I am 11 years old.

**To my friend Caleb!  
Glad you like my sense of humor. Sometimes my family thinks I'm corny, but at least some of you out there really get me!**

**You said you became a Junior Ranger at Sunset Bay. Ahhhh, I can imagine those incredible sunsets now. Hmmm, maybe a trip south will have to be in my plans. Besides, winter is approaching, and I need to decide where to build my next beaver dam.**

**My cousin Boomscooter is doing as good as ever—back at school and learning all sorts of new facts, that smarty-pants. If you visited my cabin at the Oregon State Fair at the end of the summer, you saw pictures of some of my other family members. I'll be introducing more of them as time goes on. Stay tuned!**

**All the best!  
J.R.**

# Rules of the Road: Riding Your Bike Safely Is Important for Everyone!



**D**o you enjoy riding your bicycle? Doesn't everyone? It sure seems that way.

We see bikes nearly everywhere we go—on car bike racks on the freeway, on dirt tracks specially made for them, on steep mountain trails, and in campsites. All summer long kids and their families spend hours of fun riding their bikes through state park campgrounds, and on many park trails and roadways.

The bad news is that sometimes people get hurt when they are bike riding. Accidents can make us remember what we wish we had remembered earlier. Has that ever happened to you?

Sometimes people forget basic but important bike safety rules when they're at a campground. The same rules that help you stay safe on the roads at home can keep you safe when you're bike riding in a state park. Here are some good "rules of the road" to remember when you're on your bike and out for a fun (but safe!) time:

**Always wear a helmet.** Helmets help protect your brain. Having a brain that works like it should is

pretty important, don't you think? (In fact, you have to be able to think to answer this question!) In Oregon, everyone under 16 must wear a helmet when riding a bike, skateboard and scooter, or wearing roller blades. This is a state law, and it applies in campgrounds just as it does at home.

## **Always watch for others.**

In campgrounds you find cars, walkers (pedestrians), dogs and other bike riders. If you don't pay attention, you could run into someone or something. That wouldn't be fun. In fact, that could hurt (OUCH!). Be especially careful around campsites, where cars back in and out and other kids are running around. Always remember that someone in a car or on another bike might not be able to see you. There's just so much going on at one time. Make sure you use your eyes and ears at all times.

## **Be careful where you ride.**

Do you know the rules in the different places you're riding? Some trails are built especially for pedestrians, like the trails to and from park restrooms in your campground loop. You should stay off these trails because there is not enough room for bikes, people walking and dogs.

Riding on these trails can be dangerous for everyone.

## **How You Can Help: Enter the 2008 Bicycle Safety Poster Contest**

To keep bicycling safe in Oregon state parks and everywhere, J.R. Beaver is asking Junior Rangers to help him send out an important safety message.

The 2008 Bicycle Safety Poster Contest is happening! The contest is open to all youth, from ages 6-12. Enter by choosing your favorite rule listed above. Design a poster to communicate that rule to others.

Prizes will be given to the first 250 children who send in posters. Plus, the winning poster from each age group will appear in the next edition of Beaver Tracks. The grand prize winner will receive a bike helmet. Copies of the winning poster will be seen in our state parks next summer.

Complete contest rules are included on an insert in this issue of Beaver Tracks.



Nature  
HISTORY  
Discovery

**OPRD**

**725 Summer St. NE, Suite C**

**Salem, OR 97301-1271**